

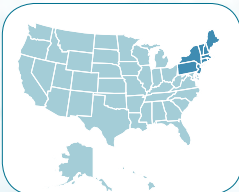


AMERICAN SOCIETY OF  
PLASTIC SURGEONS®

# 2012 Plastic Surgery Statistics Report

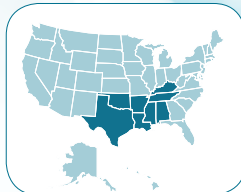
Please credit the **American Society of Plastic Surgeons**  
when citing statistical data or using graphics.

## Region 1



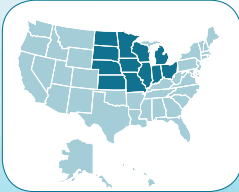
New England (CT, ME, MA, NH, RI, VT)  
Middle Atlantic (NJ, NY, PA)

## Region 4



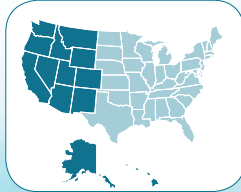
East South Central (AL, KY, MS, TN)  
West South Central (AR, LA, OK, TX)

## Region 2



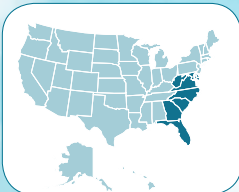
East North Central (IL, IN, MI, OH, WI)  
West North Central (IA, KS, MN, MO, NE, ND, SD)

## Region 5



Mountain (AZ, CO, ID, MT, NV, NM, UT, WY)  
Pacific (AK, CA, HI, OR, WA)

## Region 3



South Atlantic (DE, DC, FL, GA, MD, NC,  
SC, VA, WV)

All values are projected.  
\*\*\*Botulinum toxin type A numbers are of anatomic sites injected.

ASPS procedural statistics represent procedures performed by ASPS Member  
Surgeons certified by The American Board of Plastic Surgery® as well as other  
physicians certified by American Board of Medical Specialties-recognized boards.  
©ASPS, 2013

# 2012 Regional Distribution

## Cosmetic Procedures

Top 5 procedures appear in bold

COSMETIC SURGICAL PROCEDURES	2012										
	TOTAL PROCEDURES	Region 1		Region 2		Region 3		Region 4		Region 5	
Breast augmentation (augmentation mammoplasty)	286,274	<b>15%</b>	<b>42,229</b>	<b>17%</b>	<b>48,847</b>	<b>16%</b>	<b>45,286</b>	<b>17%</b>	<b>47,393</b>	<b>36%</b>	<b>102,519</b>
Breast implant removals (augmentation patients only)	21,609	20%	4,379	17%	3,577	21%	4,486	21%	4,638	21%	4,529
Breast lift (mastopexy)	89,067	13%	11,412	15%	12,993	21%	18,764	<b>21%</b>	<b>18,435</b>	31%	27,463
Breast reduction (aesthetic patients only)	42,022	16%	6,649	29%	12,151	15%	6,263	21%	8,832	19%	8,127
Breast reduction in men (gynecomastia)	20,723	32%	6,730	17%	3,508	16%	3,320	11%	2,361	23%	4,804
Buttock implants	858	15%	130	14%	116	29%	248	23%	194	20%	170
Buttock lift	2,898	23%	679	33%	951	18%	519	14%	420	11%	329
Calf augmentation	436	28%	124	10%	44	28%	120	12%	53	22%	95
Cheek implant (malar augmentation)	12,698	19%	2,403	9%	1,161	20%	2,488	43%	5,476	9%	1,170
Chin augmentation (mentoplasty)	18,645	24%	4,435	14%	2,703	15%	2,822	11%	1,995	36%	6,690
Dermabrasion	72,805	12%	9,020	<b>30%</b>	<b>22,169</b>	22%	16,162	12%	8,569	23%	16,885
Ear surgery (otoplasty)	25,730	19%	4,896	19%	4,847	15%	3,857	16%	4,095	<b>31%</b>	<b>8,035</b>
Eyelid surgery (blepharoplasty)	204,015	<b>18%</b>	<b>37,533</b>	<b>14%</b>	<b>27,554</b>	<b>22%</b>	<b>44,665</b>	<b>12%</b>	<b>24,794</b>	<b>34%</b>	<b>69,469</b>
Facelift (rhytidectomy)	126,320	<b>20%</b>	<b>25,517</b>	12%	14,823	<b>23%</b>	<b>28,787</b>	14%	17,918	31%	39,275
Forehead lift	44,722	16%	7,085	13%	6,032	17%	7,785	19%	8,586	34%	15,234
Hair transplantation	16,377	10%	1,575	10%	1,576	12%	1,920	47%	7,640	22%	3,666
Lip augmentation (other than injectable materials)	25,144	26%	6,663	17%	4,202	17%	4,191	20%	5,110	<b>20%</b>	<b>4,978</b>
Lip reduction	893	18%	161	35%	312	19%	170	15%	134	13%	116
Liposuction	202,128	<b>17%</b>	<b>35,207</b>	<b>13%</b>	<b>26,018</b>	<b>23%</b>	<b>46,515</b>	<b>15%</b>	<b>30,716</b>	<b>32%</b>	<b>63,672</b>
Lower body lift	7,163	30%	2,126	16%	1,117	11%	796	20%	1,462	23%	1,662
Nose reshaping (rhinoplasty)	242,684	<b>29%</b>	<b>71,152</b>	<b>14%</b>	<b>33,137</b>	<b>13%</b>	<b>30,559</b>	<b>18%</b>	<b>43,431</b>	27%	64,405
Pectoral implants	336	16%	53	10%	35	28%	93	18%	60	28%	95
Thigh lift	8,894	25%	2,187	15%	1,362	14%	1,271	20%	1,740	26%	2,334
Tummy tuck (abdominoplasty)	106,628	19%	20,678	18%	19,127	17%	18,242	16%	17,422	29%	31,159
Upper arm lift	15,457	29%	4,412	14%	2,164	21%	3,250	14%	2,122	23%	3,509
<b>TOTAL COSMETIC SURGICAL PROCEDURES</b>	<b>1,594,526</b>	<b>19%</b>	<b>307,435</b>	<b>16%</b>	<b>250,526</b>	<b>18%</b>	<b>292,579</b>	<b>17%</b>	<b>263,596</b>	<b>30%</b>	<b>480,390</b>

COSMETIC MINIMALLY-INVASIVE PROCEDURES	2012										
	TOTAL PROCEDURES	Region 1		Region 2		Region 3		Region 4		Region 5	
Botulinum toxin type A (Botox®, Dysport®)***	6,134,621	<b>20%</b>	<b>1,209,718</b>	<b>14%</b>	<b>841,940</b>	<b>24%</b>	<b>1,449,872</b>	<b>14%</b>	<b>871,133</b>	<b>29%</b>	<b>1,761,958</b>
Cellulite treatment (e.g., Velosmooth®, Endermology)	33,123	22%	7,299	23%	7,556	20%	6,749	11%	3,698	24%	7,821
Chemical peel	1,133,821	<b>25%</b>	<b>287,704</b>	<b>15%</b>	<b>173,381</b>	<b>20%</b>	<b>222,239</b>	9%	101,162	<b>31%</b>	<b>349,335</b>
Intense pulsed light (IPL) treatment	553,293	27%	149,336	15%	85,309	18%	101,088	9%	50,144	30%	167,416
Laser hair removal	1,118,254	<b>18%</b>	<b>195,905</b>	<b>13%</b>	<b>146,141</b>	<b>21%</b>	<b>239,426</b>	<b>15%</b>	<b>173,316</b>	<b>33%</b>	<b>363,466</b>
Laser skin resurfacing	509,055	20%	103,366	23%	115,196	16%	81,657	10%	51,496	31%	157,340
Laser treatment of leg veins	232,108	25%	57,606	11%	24,526	16%	37,635	11%	26,187	37%	86,154
Microdermabrasion	973,556	<b>25%</b>	<b>246,582</b>	<b>19%</b>	<b>186,760</b>	<b>21%</b>	<b>206,144</b>	<b>12%</b>	<b>114,082</b>	<b>23%</b>	<b>219,988</b>
Sclerotherapy	358,152	16%	56,147	12%	41,974	21%	75,398	<b>37%</b>	<b>132,711</b>	14%	51,922
Soft tissue fillers	1,988,767	<b>29%</b>	<b>582,044</b>	<b>13%</b>	<b>262,010</b>	<b>19%</b>	<b>371,116</b>	<b>11%</b>	<b>224,710</b>	<b>28%</b>	<b>548,927</b>
Calcium hydroxylapatite (e.g., Radiesse®)	277,346	33%	92,474	15%	42,936	19%	52,129	15%	41,916	17%	47,891
Collagen	67,777	50%	34,216	7%	4,593	17%	11,232	12%	7,850	15%	9,886
Fat	63,128	17%	10,648	19%	12,206	24%	15,243	8%	4,919	32%	20,112
Hyaluronic acid (e.g., Juvederm Ultra®, Juvederm Ultra Plus®, Perlane®, Prevelle Silk®, Restylane®)	1,423,136	30%	424,370	12%	170,353	19%	264,848	8%	119,822	31%	443,743
Polyactic acid (Sculptra®)	139,038	12%	17,209	22%	30,932	15%	21,320	35%	48,987	15%	20,590
Polymethyl-methacrylate microspheres (Artefill®)	18,342	17%	3,087	5%	990	35%	6,344	7%	1,216	37%	6,705
<b>COSMETIC MINIMALLY-INVASIVE PROCEDURES</b>	<b>13,034,750</b>	<b>22%</b>	<b>2,895,667</b>	<b>14%</b>	<b>1,884,793</b>	<b>21%</b>	<b>2,791,324</b>	<b>13%</b>	<b>1,748,639</b>	<b>28%</b>	<b>3,714,327</b>
<b>TOTAL COSMETIC PROCEDURES</b>	<b>14,629,276</b>	<b>22%</b>	<b>3,203,102</b>	<b>15%</b>	<b>2,135,319</b>	<b>21%</b>	<b>3,083,903</b>	<b>14%</b>	<b>2,012,235</b>	<b>29%</b>	<b>4,194,717</b>