


2008 REPORT of the 2007 STATISTICS

NATIONAL
CLEARINGHOUSE
of Plastic Surgery Statistics



AMERICAN SOCIETY OF
PLASTIC SURGEONS

Established 1931

Phone 847-228-9900 ■ Fax 847-228-7485

Email media@plasticsurgery.org ■ Website www.plasticsurgery.org

The Symbol of Excellence in Plastic Surgery®



AMERICAN SOCIETY OF
PLASTIC SURGEONS

About the American Society of Plastic Surgeons

Department of Public Relations 444 East Algonquin Road, Arlington Heights, IL 60005-4664 ■ **Phone** 847-228-9900 ■ **Fax** 847-228-7485
Email media@plasticsurgery.org ■ **Website** www.plasticsurgery.org

The American Society of Plastic Surgeons®

ASPS®, a non-profit organization, supports members in their efforts to provide the highest quality patient care through education, research and advocacy. It is the only organization with more than a decade of plastic surgery statistics – 1992-2007. ASPS is the largest organization of board-certified plastic surgeons in the world. With more than 6,000 members, the Society is recognized as a leading authority and information source on cosmetic and reconstructive plastic surgery. ASPS comprises more than 90 percent of all board-certified plastic surgeons in the United States. Founded in 1931, the Society represents physicians certified by The American Board of Plastic Surgery, Inc.® (ABPS®) or The Royal College of Physicians and Surgeons of Canada.

The ASPS mission is to advance quality care to plastic surgery patients by encouraging high standards of training, ethics, physician practice, and research in plastic surgery.

ASPS Member Surgeons are uniquely qualified to perform cosmetic and reconstructive plastic surgery on the face and all areas of the body.

Consumers may visit the ASPS Website at www.plasticsurgery.org to find ASPS Member Surgeons in their area and learn more about cosmetic and reconstructive plastic surgery.

ASPS Spokespersons Network

The ASPS Spokespersons Network is a valuable plastic surgery resource. It comprises more than 100 plastic surgeons from across the United States and Canada trained and available to assist journalists.

These spokespersons provide expert perspectives on a broad range of plastic surgery topics including procedural details, the patient-physician relationship, emerging trends, teens, minorities, Patients of Courage, and reality TV. They are also knowledgeable about the Society's positions on health care reform, scope of practice and other issues that affect patient care.

To arrange interviews with members of the ASPS Spokespersons Network, contact the ASPS Public Relations Department.

www.plasticsurgery.org

The ASPS online newsroom is the most comprehensive site for journalistic research on cosmetic and reconstructive plastic surgery on the Internet. The latest news releases and the online version of the National Clearinghouse of Plastic Surgery Statistics are available.

Full color graphics and statistical graphs can be downloaded or are available by contacting the ASPS Public Relations Department.

Pre- and Postoperative Photos and B-Roll

ASPS has a complete library of pre- and postoperative images and B-roll available to the media by contacting the ASPS Public Relations Department.

ASPS Member Surgeons have the following qualifications:

- ✓ Are **certified** by The American Board of Plastic Surgery and **trained** specifically in plastic surgery.
 - ✓ Have at least **6 years** of training and experience in surgery, with **3 years** specifically in plastic surgery.
 - ✓ Operate only in **accredited** medical facilities.
 - ✓ Adhere to a strict code of **ethics**.
 - ✓ Fulfill continuing education requirements, including **patient safety** techniques.
 - ✓ Are **partners** with patients in cosmetic and reconstructive plastic surgery.
-



Methodology and Validity

Department of Public Relations 444 East Algonquin Road, Arlington Heights, IL 60005-4664 ■ **Phone** 847-228-9900 ■ **Fax** 847-228-7485
Email media@plasticsurgery.org ■ **Website** www.plasticsurgery.org

National Clearinghouse of Plastic Surgery Statistics

Methodology

Since 1992, the American Society of Plastic Surgeons® (ASPS®) has been the source of cosmetic and reconstructive plastic surgery statistical trends in the U.S. Trends representing more than a decade of patients who had procedures performed by board-certified ASPS Member Surgeons. ASPS has partnered with DataHarbor Solutions, a health care industry data management and technology development company, to ensure objectivity in the gathering, analysis and publication of its procedural statistics.

The ASPS 8-year trend report is a universal and comprehensive estimate of cosmetic and reconstructive plastic surgery procedures performed by ASPS Member Surgeons as well as other physicians most likely to perform plastic surgery procedures. These physicians are all certified by American Board of Medical Specialties (ABMS) recognized boards.

ABMS is the umbrella organization for the 24 approved medical specialty boards in the United States. Established in 1933, ABMS serves to provide information concerning issues involving specialization and certification in

medicine. ABPS represents physicians who are certified by The American Board of Plastic Surgery® (ABPS®), the only ABMS member board that certifies surgeons in plastic surgery of the face and entire body.

ASPS offers the most comprehensive, reliable statistics on plastic surgery procedures collected through the first online national database for plastic surgery procedures, Tracking Operations and Outcomes for Plastic SurgeonsSM (TOPSSM). This data is combined with the annual survey sent to ABMS board-certified physicians. All responses are aggregated and extrapolated to the entire population of more than 23,000 physicians most likely to perform cosmetic and reconstructive plastic surgery procedures, resulting in the most accurate census available.

Validity

Results of the survey are based on a 95 percent confidence level with a maximum error range of ±3.6 percent.

INDEX

About the American Society of Plastic Surgeons.....	2
Methodology and Validity	3
2000-2007 Trends	
Quick Facts – Cosmetic and Reconstructive Plastic Surgery	4
National Plastic Surgery Statistics – Cosmetic and Reconstructive Procedures.....	5
Gender Quick Facts – Cosmetic Procedures.....	6
Cosmetic Surgery Gender Distribution	7, 8
Cosmetic Surgery Age Distribution.....	9, 10, 11
Regional Distribution – Cosmetic Procedures	12
Average Surgeon/Physician Fees – Cosmetic Procedures	13
Cosmetic Demographics/Body Contouring After Massive Weight Loss	14
Reconstructive Surgery Procedures	15
Reconstructive Breast Surgery	15
1992-2007 ASPS Member Only Trends	
Cosmetic Surgery Trends.....	16
Reconstructive Surgery Trends.....	17



2007 Quick Facts

Cosmetic and Reconstructive Plastic Surgery Trends

Department of Public Relations 444 East Algonquin Road, Arlington Heights, IL 60005-4664 ■ Phone 847-228-9900 ■ Fax 847-228-7485
 Email media@plasticsurgery.org ■ Website www.plasticsurgery.org

Cosmetic Plastic Surgery

11.8 million cosmetic procedures
7% ↑ from 2006
59% ↑ from 2000 to 2007
\$12.4 billion spent on cosmetic procedures

Surgical Cosmetic Procedures

1.8 million cosmetic surgical procedures
3% ↓ from 2000
64% ↑ in breast augmentation from 2000-07
97% ↑ in breast lift from 2000-07
65% ↓ in forehead lift from 2000-07
14% ↑ in facelift 2006-07
137% ↑ in tummy tuck 2000-07
76% of all thigh and upper arm lifts were after massive weight loss

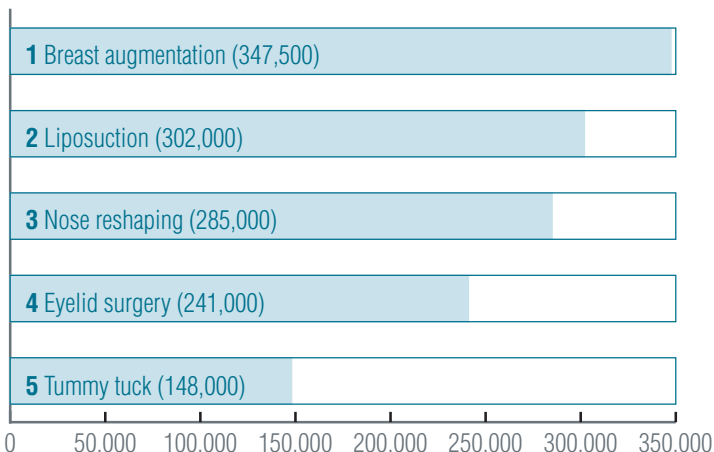
Minimally-Invasive Cosmetic Procedures

Nearly **10** million minimally-invasive cosmetic procedures
9% ↑ from 2006
81% ↑ from 2000-07
13% ↑ in Botox® from 2006
488% ↑ in Botox® from 2000-07
124% ↑ in calcium hydroxylapatite (Radiesse™) from 2006
32% ↑ in laser skin resurfacing 2006-07
103% ↑ in laser skin resurfacing 2000-07
35% ↓ in collagen from 2006
38% ↑ in poly lactic acid (Sculptra™) 2006-07
35% ↑ in hyaluronic acid (Hylaform®, Hylaform Plus®, Restylane®, Juvederm™) 2006-07

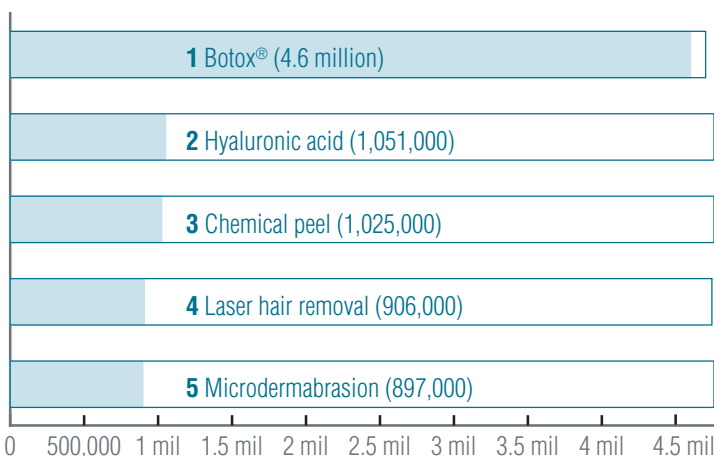
Reconstructive Plastic Surgery

5.2 million reconstructive procedures
2% ↓ from 2006
25% ↑ in breast reduction from 2000-07
2% ↑ in breast reconstruction from 2006
2% ↑ in dog bite repairs from 2006
6% ↓ in birth defect reconstruction from 2006

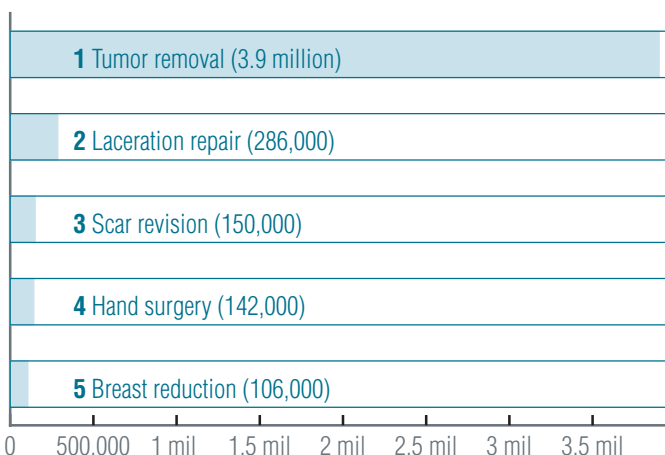
Top Five Surgical Cosmetic Procedures



Top Five Minimally-Invasive Cosmetic Procedures



Top Five Reconstructive Procedures





AMERICAN SOCIETY OF
PLASTIC SURGEONS

2000/2006/2007 National Plastic Surgery Statistics

Cosmetic and Reconstructive Procedure Trends

Department of Public Relations 444 East Algonquin Road, Arlington Heights, IL 60005-4664 ■ Phone 847-228-9900 ■ Fax 847-228-7485
Email media@plasticsurgery.org ■ Website www.plasticsurgery.org

Top five procedures in bold.

	2000	2006	2007	% CHANGE 2007 vs. 2000	% CHANGE 2007 vs. 2006
COSMETIC SURGICAL PROCEDURES					
Breast augmentation (Augmentation mammoplasty)^^^	212,500	329,396	347,524	64%	6%
Breast implant removals (Augmentation patients only)	40,787	27,451	26,909	-34%	-2%
Breast lift (Mastopexy)	52,836	103,788	104,176	97%	0%
Breast reduction in men (Gynecomastia)	20,351	19,881	21,311	5%	7%
Buttock implants	*	639	1,038	*	62%
Buttock lift	1,356	3,710	3,300	143%	-11%
Calf augmentation	*	503	328	*	-35%
Cheek implant (Malar augmentation)	10,427	8,803	7,964	-24%	-10%
Chin augmentation (Mentoplasty)	26,924	14,649	14,933	-45%	2%
Dermabrasion	42,218	69,300	70,014	66%	1%
Ear surgery (Otoplasty)	36,295	30,137	28,571	-21%	-5%
Eyelid surgery (Blepharoplasty)	327,514	233,200	240,660	-27%	3%
Facelift (Rhytidectomy)	133,856	104,055	118,414	-12%	14%
Forehead lift	120,971	52,525	42,895	-65%	-18%
Hair transplantation	44,694	27,865	18,346	-59%	-34%
Lip augmentation (other than injectable materials)	18,589	25,626	23,585	27%	-8%
Liposuction	354,015	302,789	301,882	-15%	0%
Lower body lift	207	10,323	8,564	4037%	-17%
Nose reshaping (Rhinoplasty)	389,155	307,258	284,960	-27%	-7%
Pectoral implants	*	409	440	*	8%
Thigh lift^^	5,303	12,295	8,897	68%	-28%
Tummy tuck (Abdominoplasty)	62,713	146,240	148,410	137%	1%
Upper arm lift^^	338	14,886	13,997	4041%	-6%
TOTAL COSMETIC SURGICAL PROCEDURES	1,901,049	1,845,728	1,837,118	-3%	0%

	2000	2006	2007	% CHANGE 2007 vs. 2000	% CHANGE 2007 vs. 2006
COSMETIC MINIMALLY-INVASIVE PROCEDURES					
Botox***	786,911	4,090,517	4,625,192	488%	13%
Cellulite treatment	23,952	33,614	38,691	62%	15%
Chemical peel	1,149,457	1,063,423	1,024,788	-11%	-4%
Laser hair removal	735,996	887,039	905,940	23%	2%
Laser skin resurfacing	170,951	262,926	347,255	103%	32%
Laser treatment of leg veins	245,424	144,626	209,630	-15%	45%
Microdermabrasion	868,315	816,774	896,505	3%	10%
Sclerotherapy	866,555	607,067	383,717	-56%	-37%
Soft Tissue Fillers					
Calcium hydroxylapatite (Radiesse™)	*	78,849	176,261	*	124%
Collagen	587,615	267,339	174,290	-70%	-35%
Fat	65,270	52,904	46,690	-28%	-12%
Hyaluronic acid (Hylaform®, Hylaform Plus®, Restylane®, Juvederm™)	*	778,285	1,050,722	*	35%
Poly-lactic acid (Sculptra™)	*	54,912	75,511	*	38%
Polymethyl-methacrylate microspheres (Artefill®)	*	*	2,755	*	*
TOTAL COSMETIC MINIMALLY-INVASIVE PROCEDURES	5,500,446	9,138,275	9,957,947	81%	9%
TOTAL COSMETIC PROCEDURES	7,401,495	10,984,003	11,795,065	59%	7%

	2000	2006	2007	% CHANGE 2007 vs. 2000	% CHANGE 2007 vs. 2006
RECONSTRUCTIVE PROCEDURES					
Dog bite repair^	43,089	30,585	31,089	-28%	2%
Birth defect reconstruction	40,076	29,362	27,636	-31%	-6%
Breast implant removals (Reconstructive patients only)	16,806	14,266	14,502	-14%	2%
Breast reconstruction	80,908	56,176	57,102	-29%	2%
Breast reduction	84,780	104,455	106,179	25%	2%
Burn care	31,058	31,407	31,156	0%	-1%
Hand surgery	208,878	155,810	142,347	-32%	-9%
Laceration repair	358,666	312,844	286,124	-20%	-9%
Maxillofacial surgery	79,331	80,051	80,331	1%	0%
Microsurgery	32,037	30,654	28,985	-10%	-5%
Scar revision	221,858	164,684	150,080	-32%	-9%
Tumor removal	4,609,882	3,905,831	3,884,267	-16%	-1%
Other reconstructive procedures	376,270	342,114	319,871	-15%	-7%
TOTAL RECONSTRUCTIVE PROCEDURES	6,183,639	5,258,239	5,159,669	-17%	-2%
TOTAL ALL PROCEDURES	13,585,134	16,242,242	16,968,460	25%	4%

All figures are projected.

* Data unavailable in prior year.

** Botox® numbers are of anatomic sites injected.

^In 2000 figure included all animal bites.

^^76% of total 2007 thigh and upper arm lifts were after massive weight loss.

^^^65% of total 2007 breast implants were saline; 35% were silicone.



2007 Gender Quick Facts

Cosmetic Plastic Surgery

Department of Public Relations 444 East Algonquin Road, Arlington Heights, IL 60005-4664 ■ Phone 847-228-9900 ■ Fax 847-228-7485
 Email media@plasticsurgery.org ■ Website www.plasticsurgery.org

FEMALE

10.7 million cosmetic procedures
8% ↑ from 2006
68% ↑ from 2000-07
91% of all cosmetic surgery patients

Surgical Cosmetic Procedures

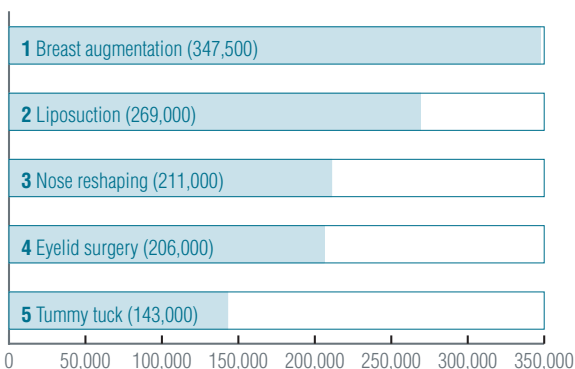
1.6 million cosmetic surgical procedures
6% ↑ from 2000
97% ↑ in breast lift from 2000-07
136% ↑ in tummy tuck from 2000-07
14% ↑ in facelift from 2006

Minimally-Invasive Cosmetic Procedures

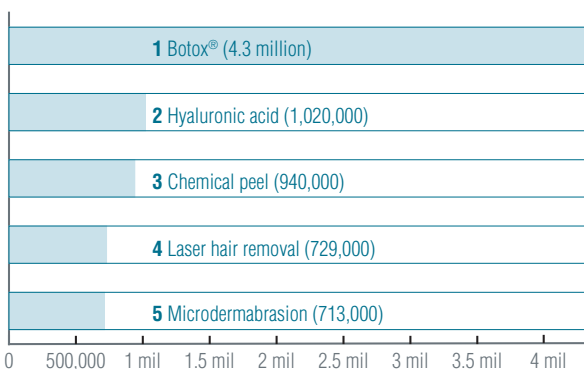
More than **9 million** minimally-invasive cosmetic procedures
86% ↑ from 2000-07
9% ↑ from 2006
14% ↑ in Botox® from 2006
525% ↑ in Botox® from 2000-07
69% ↓ in collagen from 2000-07
123% ↑ in calcium hydroxylapatite (Radiesse™) from 2006
38% ↑ in poly lactic acid (Sculptra™) from 2006
35% ↑ in hyaluronic acid (Hylaform®, Hylaform Plus®, Restylane®, Juverderm™) 2006-07

Top Five Female Cosmetic Procedures

Surgical



Minimally-Invasive



MALE

1.1 million cosmetic procedures
9% ↑ from 2000-07
1% ↑ from 2006

Surgical Cosmetic Procedures

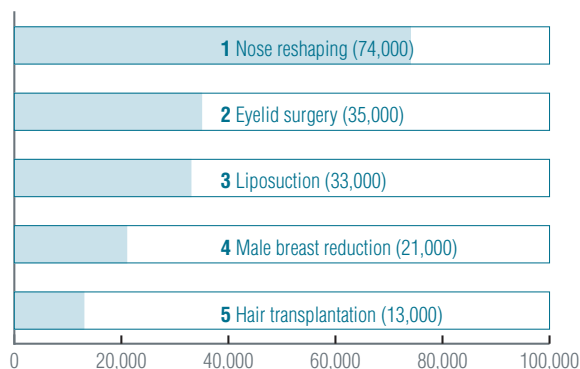
233,000 surgical procedures
7% ↑ in breast reduction from 2006
16% ↑ in facelift from 2006
146% ↑ in tummy tuck from 2000-07

Minimally-Invasive Cosmetic Procedures


884,000 minimally-invasive procedures
40% ↑ from 2000
215% ↑ in Botox® from 2000
32% ↑ in laser skin resurfacing from 2006
96% ↑ in laser skin resurfacing 2000-07
134% ↑ in calcium hydroxylapatite (Radiesse™) from 2006
38% ↑ in poly lactic acid (Sculptra™) from 2006
24% ↑ in hyaluronic acid (Hylaform®, Hylaform Plus®, Restylane®, Juverderm™) 2006-07

Top Five Male Cosmetic Procedures

Surgical



Minimally-Invasive





AMERICAN SOCIETY OF
PLASTIC SURGEONS

2007 Cosmetic Surgery Gender Distribution

Female

Department of Public Relations 444 East Algonquin Road, Arlington Heights, IL 60005-4664 ■ Phone 847-228-9900 ■ Fax 847-228-7485
Email media@plasticsurgery.org ■ Website www.plasticsurgery.org

Top five procedures in bold.

		FEMALE PATIENTS					
		2007 TOTAL PROCEDURES	2007 TOTAL FEMALE	% OF PROCEDURES	% CHANGE 2007 vs. 2000	% CHANGE 2007 vs. 2006	
SURGICAL	COSMETIC SURGICAL PROCEDURES						
	Breast augmentation (Augmentation mammoplasty)^{^^}	347,524	347,524	100%	64%	6%	
	Breast implant removals (Augmentation patients only)	26,909	26,909	100%	-34%	-2%	
	Breast lift (Mastopexy)	104,176	104,176	100%	97%	0%	
	Breast reduction in men (Gynecomastia)	21,311	0	0%	-	-	
	Buttock implants	1,038	903	87%	*	89%	
	Buttock lift	3,300	3,051	92%	133%	-9%	
	Calf augmentation	328	115	35%	*	-35%	
	Cheek implant (Malar augmentation)	7,964	5,575	70%	-36%	-6%	
	Chin augmentation (Mentoplasty)	14,933	7,168	48%	-60%	34%	
	Dermabrasion	70,014	60,422	86%	117%	0%	
	Ear surgery (Otoplasty)	28,571	17,028	60%	-11%	-11%	
	Eyelid surgery (Blepharoplasty)	240,660	205,764	85%	-24%	5%	
	Facelift (Rhytidectomy)	118,414	107,643	91%	-9%	14%	
	Forehead lift	42,895	37,990	89%	-65%	-18%	
	Hair transplantation	18,346	4,953	27%	22%	-33%	
	Lip augmentation (other than injectable materials)	23,585	22,632	96%	23%	-8%	
	Liposuction	301,882	269,082	89%	-11%	0%	
	Lower body lift	8,564	7,792	91%	-	-17%	
	Nose reshaping (Rhinoplasty)	284,960	210,870	74%	-12%	-5%	
Pectoral implants	440	0	0%	*	-		
Thigh lift	8,897	8,436	95%	66%	-28%		
Tummy tuck (Abdominoplasty)	148,410	142,770	96%	136%	2%		
Upper arm lift	13,997	13,696	98%	3952%	-6%		
TOTAL COSMETIC SURGICAL PROCEDURES		1,837,118	1,604,499	87%	6%	1%	
MINIMALLY-INVASIVE	COSMETIC MINIMALLY-INVASIVE PROCEDURES						
	Botox[®]**	4,625,192	4,329,180	94%	525%	14%	
	Cellulite treatment	38,691	33,661	87%	41%	15%	
	Chemical peel	1,024,788	939,731	92%	-1%	-3%	
	Laser hair removal	905,940	729,310	81%	21%	2%	
	Laser skin resurfacing	347,255	304,907	88%	104%	32%	
	Laser treatment of leg veins	209,630	183,846	88%	-18%	46%	
	Microdermabrasion	896,505	712,721	79%	-9%	12%	
	Sclerotherapy	383,717	378,345	99%	-55%	-37%	
	Soft Tissue Fillers						
	Calcium hydroxylapatite (Radiesse [™])	176,261	164,188	93%	*	123%	
	Collagen	174,290	166,970	96%	-69%	-35%	
	Fat	46,690	43,678	94%	-29%	-11%	
	Hyaluronic acid (Hylaform[®], Hylaform Plus[®], Restylane[®], Juvederm[™])	1,050,722	1,020,251	97%	*	35%	
	Polylactic acid (Sculptra [™])	75,511	64,652	86%	*	38%	
	Polymethyl-methacrylate microspheres (Artefill [®])	2,755	2,535	92%	*	*	
	TOTAL COSMETIC MINIMALLY-INVASIVE PROCEDURES		9,957,947	9,073,975	91%	86%	9%
TOTAL COSMETIC PROCEDURES		11,795,065	10,678,474	91%	68%	8%	

All figures are projected.

Due to rounding male and female totals may not equal procedure total.

* Data unavailable in prior year.

- Zero procedures in prior year.

** Botox[®] numbers are of anatomic sites injected.

^^65% of total 2007 breast implants were saline; 35% were silicone.



AMERICAN SOCIETY OF
PLASTIC SURGEONS

2007 Cosmetic Surgery Gender Distribution

Male

Department of Public Relations 444 East Algonquin Road, Arlington Heights, IL 60005-4664 ■ Phone 847-228-9900 ■ Fax 847-228-7485
Email media@plasticsurgery.org ■ Website www.plasticsurgery.org

Top five procedures in bold.

		MALE PATIENTS					
		2007 TOTAL PROCEDURES	2007 TOTAL MALE	% OF PROCEDURES	% CHANGE 2007 vs. 2000	% CHANGE 2007 vs. 2006	
SURGICAL	COSMETIC SURGICAL PROCEDURES						
	Breast augmentation (Augmentation mammoplasty)	347,524	0	0%	-	-	
	Breast implant removals (Augmentation patients only)	26,909	0	0%	-	-	
	Breast lift (Mastopexy)	104,176	0	0%	-	-	
	Breast reduction in men (Gynecomastia)	21,311	21,311	100%	5%	7%	
	Buttock implants	1,038	135	13%	*	-16%	
	Buttock lift	3,300	249	8%	419%	-32%	
	Calf augmentation	328	213	65%	*	-35%	
	Cheek implant (Malar augmentation)	7,964	2,389	30%	43%	-17%	
	Chin augmentation (Mentoplasty)	14,933	7,765	52%	-15%	-17%	
	Dermabrasion	70,014	9,592	14%	-33%	10%	
	Ear surgery (Otoplasty)	28,571	11,543	40%	-33%	4%	
	Eyelid surgery (Blepharoplasty)	240,660	34,896	15%	-39%	-6%	
	Facelift (Rhytidectomy)	118,414	10,771	9%	-29%	16%	
	Forehead lift	42,895	4,905	11%	-62%	-24%	
	Hair transplantation	18,346	13,393	73%	-67%	-35%	
	Lip augmentation (other than injectable materials)	23,585	953	4%	311%	-8%	
	Liposuction	301,882	32,800	11%	-37%	-6%	
	Lower body lift	8,564	772	9%	273%	-20%	
	Nose reshaping (Rhinoplasty)	284,960	74,090	26%	-51%	-12%	
Pectoral implants	440	440	100%	*	8%		
Thigh lift	8,897	461	5%	110%	-25%		
Tummy tuck (Abdominoplasty)	148,410	5,640	4%	146%	-7%		
Upper arm lift	13,997	301	2%	-	-15%		
TOTAL COSMETIC SURGICAL PROCEDURES		1,837,118	232,619	13%	-41%	-9%	
MINIMALLY-INVASIVE	COSMETIC MINIMALLY-INVASIVE PROCEDURES						
	Botox***	4,625,192	296,012	6%	215%	4%	
	Cellulite treatment	38,691	5,030	13%	26374%	15%	
	Chemical peel	1,024,788	85,057	8%	-58%	-13%	
	Laser hair removal	905,940	176,630	19%	33%	2%	
	Laser skin resurfacing	347,255	42,348	12%	96%	32%	
	Laser treatment of leg veins	209,630	25,784	12%	23%	36%	
	Microdermabrasion	896,505	183,784	21%	114%	1%	
	Sclerotherapy	383,717	5,372	1%	-80%	-23%	
	Soft Tissue Fillers						
	Calcium hydroxylapatite (Radiesse™)	176,261	12,073	7%	*	134%	
	Collagen	174,290	7,320	4%	-84%	-26%	
	Fat	46,690	3,012	6%	-23%	-19%	
	Hyaluronic acid (Hylaform®, Hylaform Plus®, Restylane®, Juvederm™)	1,050,722	30,471	3%	*	24%	
	Poly-lactic acid (Sculptra™)	75,511	10,859	14%	*	38%	
	Polymethyl-methacrylate microspheres (Artefill®)	2,755	220	8%	*	*	
	TOTAL COSMETIC MINIMALLY-INVASIVE PROCEDURES		9,957,947	883,972	9%	40%	4%
TOTAL COSMETIC PROCEDURES		11,795,065	1,116,591	9%	9%	1%	

All figures are projected.

Due to rounding male and female totals may not equal procedure total.

* Data unavailable in prior year.

- Zero procedures in prior year.

** Botox® numbers are of anatomic sites injected.



AMERICAN SOCIETY OF
PLASTIC SURGEONS

2007 Cosmetic Surgery Age Distribution (13-19)

Department of Public Relations 444 East Algonquin Road, Arlington Heights, IL 60005-4664 ■ Phone 847-228-9900 ■ Fax 847-228-7485
Email media@plasticsurgery.org ■ Website www.plasticsurgery.org

Top five procedures in bold.

	2007 TOTAL	18-19 % OF PATIENTS	% CHANGE 2007 vs. 2006
COSMETIC SURGICAL PROCEDURES			
18-19 year olds only			
Breast augmentation (Augmentation mammoplasty) [^]	10,505	3%	15%
Breast implant removals (Augmentation patients only) [^]	98	0%	23%
13-19 year olds			
Breast lift (Mastopexy)	1,927	2%	14%
Breast reduction in men (Gynecomastia)	16,400	77%	18%
Chin augmentation (Mentoplasty)	1,493	10%	10%
Dermabrasion	2,767	4%	-8%
Ear surgery (Otoplasty)	8,062	28%	-19%
Eyelid surgery (Blepharoplasty)	2,265	1%	8%
Lip augmentation (other than injectable materials)	238	1%	-11%
Liposuction	4,960	2%	5%
Nose reshaping (Rhinoplasty)	38,886	14%	-19%
TOTAL COSMETIC SURGICAL PROCEDURES	87,601	5%	-7%
COSMETIC MINIMALLY-INVASIVE PROCEDURES			
Botox [®] **	11,023	0%	-52%
Chemical peel	4,752	0%	15%
Laser hair removal	67,523	7%	-12%
Laser skin resurfacing	13,890	4%	21%
Laser treatment of leg veins	22,831	11%	33%
Microdermabrasion	11,206	1%	6%
Sclerotherapy	1,928	1%	-42%
Soft Tissue Fillers			
Calcium hydroxylapatite (Radiesse [™])	712	0%	92%
Collagen	249	0%	-80%
Fat	348	1%	-22%
Hyaluronic acid (Hylaform [®] , Hylaform Plus [®] , Restylane [®] , Juvederm [™])	1,757	0%	42%
Polylactic acid (Sculptra [™])	838	1%	11%
Polymethyl-methacrylate microspheres (Artefill [®])	0	0%	*
TOTAL COSMETIC MINIMALLY-INVASIVE PROCEDURES	137,057	1%	-9%
TOTAL COSMETIC PROCEDURES	224,658	2%	-8%

All figures are projected.

- Zero procedures in prior year.

** Botox[®] numbers are of anatomic sites injected.

[^] Total represents only 18 and 19 year olds.



AMERICAN SOCIETY OF
PLASTIC SURGEONS

2007 Cosmetic Surgery Age Distribution (20-39)

Department of Public Relations 444 East Algonquin Road, Arlington Heights, IL 60005-4664 ■ Phone 847-228-9900 ■ Fax 847-228-7485
Email media@plasticsurgery.org ■ Website www.plasticsurgery.org

Top five procedures in bold.

	20-29			30-39		
	2007 TOTAL	% OF PATIENTS	% CHANGE 2007 vs. 2006	2007 TOTAL	% OF PATIENTS	% CHANGE 2007 vs. 2006
COSMETIC SURGICAL PROCEDURES						
Breast augmentation (Augmentation mammoplasty)	108,116	31%	13%	121,754	35%	3%
Breast implant removals (Augmentation patients only)	3,268	12%	18%	7,908	29%	6%
Breast lift (Mastopexy)	15,259	15%	5%	33,397	32%	-2%
Breast reduction in men (Gynecomastia)	2,149	10%	-17%	1,403	7%	-13%
Buttock implants	206	20%	87%	360	35%	46%
Buttock lift	406	12%	35%	927	28%	-9%
Calf augmentation	115	35%	-39%	131	40%	-27%
Cheek implant (Malar augmentation)	796	10%	2%	1,593	20%	2%
Chin augmentation (Mentoplasty)	1,941	13%	1%	1,941	13%	-1%
Dermabrasion	4,469	6%	29%	8,087	12%	9%
Ear surgery (Otoplasty)	8,204	29%	3%	5,092	18%	-8%
Eyelid surgery (Blepharoplasty)	4,402	2%	19%	15,276	6%	16%
Facelift (Rhytidectomy)	355	0%	5%	1,894	2%	0%
Forehead lift	225	1%	7%	1,530	4%	-34%
Hair transplantation	1,411	8%	-11%	1,764	10%	-50%
Lip augmentation (other than injectable materials)	1,191	5%	-55%	2,859	12%	-18%
Liposuction	42,474	14%	12%	96,087	32%	0%
Lower body lift	786	9%	2%	2,318	27%	-15%
Nose reshaping (Rhinoplasty)	85,063	30%	-3%	72,911	26%	-8%
Pectoral implants	198	45%	6%	70	16%	-7%
Thigh lift	607	7%	-31%	2,475	28%	-16%
Tummy tuck (Abdominoplasty)	14,917	10%	8%	51,132	34%	3%
Upper arm lift	1,257	9%	12%	2,140	15%	-29%
TOTAL COSMETIC SURGICAL PROCEDURES	297,815	16%	6%	433,049	24%	-1%
COSMETIC MINIMALLY-INVASIVE PROCEDURES						
Botox [®] **	77,160	2%	-6%	892,852	19%	19%
Cellulite treatment	8,125	21%	15%	21,280	55%	15%
Chemical peel	12,671	1%	7%	133,048	13%	12%
Laser hair removal	202,570	22%	-19%	258,840	29%	5%
Laser skin resurfacing	20,835	6%	32%	27,780	8%	43%
Laser treatment of leg veins	24,907	12%	19%	60,191	29%	64%
Microdermabrasion	72,841	8%	-14%	207,317	23%	-14%
Sclerotherapy	15,426	4%	-46%	77,129	20%	-36%
Soft Tissue Fillers						
Calcium hydroxylapatite (Radiesse [™])	3,558	2%	82%	15,420	9%	90%
Collagen	7,459	4%	-32%	24,863	14%	-20%
Fat	2,613	6%	19%	6,098	13%	-8%
Hyaluronic acid (Hylaform [®] , Hylaform Plus [®] , Restylane [®] , Juvederm [™])	24,599	2%	83%	112,452	11%	42%
Poly(lactic acid) (Sculptra [™])	3,810	5%	59%	7,620	10%	32%
Polymethyl-methacrylate microspheres (Artefill [®])	193	7%	*	386	14%	*
TOTAL COSMETIC MINIMALLY-INVASIVE PROCEDURES	476,767	5%	-10%	1,845,276	19%	10%
TOTAL COSMETIC PROCEDURES	774,582	7%	-5%	2,278,325	19%	7%

All figures are projected.

** Botox[®] numbers are of anatomic sites injected.



AMERICAN SOCIETY OF
PLASTIC SURGEONS

2007 Cosmetic Surgery Age Distribution (40-55+)

Department of Public Relations 444 East Algonquin Road, Arlington Heights, IL 60005-4664 ■ Phone 847-228-9900 ■ Fax 847-228-7485
Email media@plasticsurgery.org ■ Website www.plasticsurgery.org

Top five procedures in bold.

	40-54			55 AND OVER		
	2007 TOTAL	% OF PATIENTS	% CHANGE 2007 vs. 2006	2007 TOTAL	% OF PATIENTS	% CHANGE 2007 vs. 2006
COSMETIC SURGICAL PROCEDURES						
Breast augmentation (Augmentation mammoplasty)	90,953	26%	0%	16,196	5%	3%
Breast implant removals (Augmentation patients only)	11,322	42%	-6%	4,313	16%	-16%
Breast lift (Mastopexy)	41,214	40%	2%	12,380	12%	-7%
Breast reduction in men (Gynecomastia)	833	4%	-34%	526	2%	9%
Buttock implants	401	39%	76%	72	7%	33%
Buttock lift	1,414	43%	-22%	553	17%	-4%
Calf augmentation	49	15%	-31%	33	10%	-50%
Cheek implant (Malar augmentation)	3,783	48%	1%	1,792	23%	-34%
Chin augmentation (Mentoplasty)	3,435	23%	1%	6,123	41%	2%
Dermabrasion	25,324	36%	13%	29,368	42%	-11%
Ear surgery (Otoplasty)	4,102	14%	6%	3,112	11%	9%
Eyelid surgery (Blepharoplasty)	101,559	42%	3%	117,158	49%	2%
Facelift (Rhytidectomy)	37,400	32%	10%	78,765	67%	16%
Forehead lift	17,059	40%	-23%	24,081	56%	-13%
Hair transplantation	3,881	21%	-52%	11,290	62%	-23%
Lip augmentation (other than injectable materials)	7,862	33%	-13%	11,435	48%	12%
Liposuction	118,800	39%	-6%	39,561	13%	7%
Lower body lift	3,536	41%	-31%	1,925	22%	17%
Nose reshaping (Rhinoplasty)	65,012	23%	-1%	23,088	8%	-15%
Pectoral implants	101	23%	36%	70	16%	-5%
Thigh lift	4,203	47%	-37%	1,611	18%	-11%
Tummy tuck (Abdominoplasty)	62,964	42%	1%	19,396	13%	-6%
Upper arm lift	5,979	43%	-2%	4,620	33%	-1%
TOTAL COSMETIC SURGICAL PROCEDURES	611,186	33%	-3%	407,468	22%	-1%
COSMETIC MINIMALLY-INVASIVE PROCEDURES						
Botox [®] **	2,561,713	55%	14%	1,082,445	23%	9%
Cellulite treatment	8,899	23%	15%	387	1%	15%
Chemical peel	446,662	44%	-2%	427,655	42%	-10%
Laser hair removal	315,110	35%	21%	61,897	7%	16%
Laser skin resurfacing	138,902	40%	19%	145,847	42%	46%
Laser treatment of leg veins	66,417	32%	46%	35,284	17%	46%
Microdermabrasion	414,634	46%	26%	190,507	21%	27%
Sclerotherapy	173,540	45%	-44%	115,694	30%	-19%
Soft Tissue Fillers						
Calcium hydroxylapatite (Radiesse [™])	72,355	41%	133%	84,216	48%	126%
Collagen	72,103	41%	-32%	69,617	40%	-41%
Fat	17,770	38%	-10%	19,861	43%	-17%
Hyaluronic acid (Hylaform [®] , Hylaform Plus [®] , Restylane [®] , Juvederm [™])	518,333	49%	39%	393,581	37%	26%
Polylactic acid (Sculptra [™])	42,670	57%	30%	20,573	27%	55%
Polymethyl-methacrylate microspheres (Artefill [®])	1,350	49%	*	827	30%	*
TOTAL COSMETIC MINIMALLY-INVASIVE PROCEDURES	4,850,458	49%	12%	2,648,391	27%	9%
TOTAL COSMETIC PROCEDURES	5,461,644	46%	10%	3,055,859	26%	7%

All figures are projected.

** Botox[®] numbers are of anatomic sites injected.



AMERICAN SOCIETY OF PLASTIC SURGEONS

2007 Regional Distribution

Cosmetic Procedures

Department of Public Relations 444 East Algonquin Road, Arlington Heights, IL 60005-4664 ■ Phone 847-228-9900 ■ Fax 847-228-7485
 Email media@plasticsurgery.org ■ Website www.plasticsurgery.org

Region 1: New England (CT, ME, MA, NH, RI, VT) Middle Atlantic (NJ, NY, PA)	Region 4: East South Central (AL, KY, MS, TN) West South Central (AR, LA, OK, TX)
Region 2: East North Central (IL, IN, MI, OH, WI) West North Central (IA, KS, MN, MO, NE, ND, SD)	Region 5: Mountain (AZ, CO, ID, MT, NV, NM, UT, WY) Pacific (AK, CA, HI, OR, WA)
Region 3: South Atlantic (DE, DC, FL, GA, MD, NC, SC, VA, WV, PR)	

Top five procedures in bold.

	2007 TOTAL PROCEDURES	Region 1		Region 2		Region 3		Region 4		Region 5	
		% OF TOTAL PROCEDURES	% OF TOTAL PROCEDURES	% OF TOTAL PROCEDURES	% OF TOTAL PROCEDURES	% OF TOTAL PROCEDURES	% OF TOTAL PROCEDURES	% OF TOTAL PROCEDURES	% OF TOTAL PROCEDURES		
COSMETIC SURGICAL PROCEDURES											
Breast augmentation (Augmentation mammoplasty)	347,524	52,372	15%	52,904	15%	59,174	17%	55,019	16%	128,055	37%
Breast implant removals (Augmentation patients only)	26,909	4,912	18%	4,442	17%	5,092	19%	5,966	22%	6,497	24%
Breast lift (Mastopexy)	104,176	14,120	14%	15,567	15%	23,038	22%	20,543	20%	30,908	30%
Breast reduction in men (Gynecomastia)	21,311	6,461	30%	3,538	17%	3,155	15%	2,417	11%	5,740	27%
Buttock implants	1,038	169	16%	128	12%	264	25%	251	24%	226	22%
Buttock lift	3,300	749	23%	990	30%	529	16%	489	15%	543	16%
C Calf augmentation	328	90	27%	35	11%	86	26%	38	12%	79	24%
Cheek implant (Malar augmentation)	7,964	1,352	17%	717	9%	1,470	18%	3,138	39%	1,287	16%
Chin augmentation (Mentoplasty)	14,933	3,617	24%	2,108	14%	2,395	16%	1,650	11%	5,163	35%
Dermabrasion	70,014	9,244	13%	20,025	29%	17,346	25%	9,610	14%	13,789	20%
Ear surgery (Otoplasty)	28,571	5,437	19%	5,979	21%	4,547	16%	4,342	15%	8,266	29%
Eyelid surgery (Blepharoplasty)	240,660	48,729	20%	32,734	14%	50,041	21%	27,686	12%	81,470	34%
Facelift (Rhytidectomy)	118,414	22,230	19%	12,813	11%	28,738	24%	17,505	15%	37,128	31%
Forehead lift	42,895	6,692	16%	5,528	13%	7,476	17%	7,751	18%	15,448	36%
Hair transplantation	18,346	1,800	10%	1,802	10%	1,913	10%	8,789	48%	4,042	22%
Lip augmentation (other than injectable materials)	23,585	6,735	29%	3,679	16%	3,726	16%	4,428	19%	5,017	21%
Liposuction	301,882	50,190	17%	42,828	14%	68,307	23%	47,620	16%	92,937	31%
Lower body lift	8,564	2,611	30%	1,338	16%	942	11%	1,891	22%	1,782	21%
Nose reshaping (Rhinoplasty)	284,960	83,539	29%	44,190	16%	37,024	13%	51,863	18%	68,344	24%
Pectoral implants	440	82	19%	51	12%	110	25%	66	15%	131	30%
Thigh lift	8,897	2,285	26%	1,475	17%	1,392	16%	1,813	20%	1,932	22%
Tummy tuck (Abdominoplasty)	148,410	26,729	18%	25,931	17%	28,053	19%	23,239	16%	44,458	30%
Upper arm lift	13,997	3,806	27%	2,143	15%	2,748	20%	1,813	13%	3,487	25%
TOTAL COSMETIC SURGICAL PROCEDURES	1,837,118	353,951	19%	280,945	15%	347,566	19%	297,927	16%	556,729	30%
COSMETIC MINIMALLY-INVASIVE PROCEDURES											
Botox***	4,625,192	882,774	19%	628,170	14%	1,078,099	23%	634,620	14%	1,401,529	30%
Cellulite treatment	38,691	8,726	23%	8,948	23%	7,676	20%	4,366	11%	8,975	23%
Chemical peel	1,024,788	238,613	23%	170,867	17%	198,057	19%	96,981	9%	320,270	31%
Laser hair removal	905,940	160,652	18%	121,805	13%	187,412	21%	139,539	15%	296,532	33%
Laser skin resurfacing	347,255	75,233	22%	77,182	22%	53,326	15%	33,747	10%	107,767	31%
Laser treatment of leg veins	209,630	52,481	25%	22,322	11%	35,401	17%	21,025	10%	78,401	37%
Microdermabrasion	896,505	229,534	26%	175,086	20%	181,299	20%	101,732	11%	208,854	23%
Sclerotherapy	383,717	58,549	15%	48,198	13%	82,161	21%	140,239	37%	54,570	14%
Soft Tissue Fillers											
Calcium hydroxylapatite (Radiesse™)	176,261	56,426	32%	26,391	15%	35,450	20%	26,163	15%	31,831	18%
Collagen	174,290	78,582	45%	13,926	8%	26,475	15%	19,127	11%	36,180	21%
Fat	46,690	8,748	19%	8,726	19%	11,536	25%	3,688	18%	13,999	30%
Hyaluronic acid (Hylaform®, Hylaform Plus®, Restylane®, Juvederm™)	1,050,722	309,742	29%	115,200	11%	189,639	18%	83,950	8%	352,191	34%
Poly-lactic acid (Sculptra™)	75,511	9,644	13%	17,496	23%	12,097	16%	26,348	35%	9,926	13%
Polymethyl-methacrylate microspheres (Artefill®)	2,755	654	24%	364	13%	490	18%	414	15%	0	0%
TOTAL COSMETIC MINIMALLY-INVASIVE PROCEDURES	9,957,947	2,170,358	22%	1,434,681	14%	2,099,118	21%	1,331,932	13%	2,921,025	29%
TOTAL COSMETIC PROCEDURES	11,795,065	2,524,309	21%	1,715,626	15%	2,446,684	21%	1,629,859	14%	3,477,754	29%

All figures are projected.

*** Botox® numbers are of anatomic sites injected.



AMERICAN SOCIETY OF PLASTIC SURGEONS

2007 Average Surgeon/Physician Fees

Cosmetic Procedures

Department of Public Relations 444 East Algonquin Road, Arlington Heights, IL 60005-4664 ■ Phone 847-228-9900 ■ Fax 847-228-7485
 Email media@plasticsurgery.org ■ Website www.plasticsurgery.org

	NATIONAL AVERAGE SURGEON/PHYSICIAN FEE	TOTAL EXPENDITURE
COSMETIC SURGICAL PROCEDURES		
Breast augmentation (Augmentation mammoplasty)	\$3,816	\$1,326,138,633
Breast implant removals (Augmentation patients only)	\$2,380	\$64,049,653
Breast lift (Mastopexy)	\$4,236	\$441,298,799
Breast reduction in men (Gynecomastia)	\$3,400	\$72,463,282
Buttock implants	\$4,722	\$4,901,737
Buttock lift	\$4,711	\$15,545,006
Calf augmentation	\$3,206	\$1,051,682
Cheek implant (Malar augmentation)	\$2,332	\$18,573,745
Chin augmentation (Mentoplasty)	\$1,936	\$28,902,906
Dermabrasion	\$984	\$68,881,119
Ear surgery (Otoplasty)	\$2,549	\$72,828,174
Eyelid surgery (Blepharoplasty)	\$3,134	\$754,312,500
Facelift (Rhytidectomy)	\$5,031	\$595,789,759
Forehead lift	\$3,092	\$132,636,218
Hair transplantation	\$4,543	\$83,345,032
Lip augmentation (other than injectable materials)	\$1,604	\$37,839,086
Liposuction	\$2,982	\$900,083,030
Lower body lift	\$8,073	\$69,133,343
Nose reshaping (Rhinoplasty)	\$3,833	\$1,092,267,959
Pectoral implants	\$3,769	\$1,658,231
Thigh lift	\$4,464	\$39,718,441
Tummy tuck (Abdominoplasty)	\$5,264	\$781,287,053
Upper arm lift	\$3,574	\$50,024,335

	NATIONAL AVERAGE SURGEON/PHYSICIAN FEE	TOTAL EXPENDITURE
COSMETIC MINIMALLY-INVASIVE PROCEDURES		
Botox®**	\$501	\$2,315,863,577
Cellulite treatment	\$196	\$7,601,605
Chemical peel	\$744	\$762,800,531
Laser hair removal	\$503	\$455,874,306
Laser skin resurfacing	\$2,222	\$771,589,846
Laser treatment of leg veins	\$400	\$83,786,001
Microdermabrasion	\$283	\$253,485,626
Sclerotherapy	\$342	\$131,160,127
Soft Tissue Fillers		
Calcium hydroxylapatite (Radiesse™)	\$807	\$142,319,536
Collagen	\$394	\$68,614,027
Fat	\$1,489	\$69,500,200
Hyaluronic acid (Hylaform®, Hylaform Plus®, Restylane®, Juvederm™)	\$598	\$627,917,048
Polyactic acid (Sculptra™)	\$1,128	\$85,202,443
Polymethyl-methacrylate microspheres (Artefill®)	N/A	N/A

TOTAL 2007 EXPENDITURES \$12,428,444,596

All figures are projected.

Fees generally vary according to region of country and patient needs.

These fees are averages only. Fees do not include anesthesia, operating room facilities or other related expenses.



2007 Cosmetic Demographics

Department of Public Relations 444 East Algonquin Road, Arlington Heights, IL 60005-4664 ■ **Phone** 847-228-9900 ■ **Fax** 847-228-7485
Email media@plasticsurgery.org ■ **Website** www.plasticsurgery.org

	2007	% 2007	% 2006
COSMETIC PATIENTS WHO ARE REPEAT PATIENTS	4,901,726	42%	40%
PATIENTS HAVING MULTIPLE COSMETIC PROCEDURES AT THE SAME TIME	4,928,971	42%	41%
COSMETIC PROCEDURES PERFORMED IN			
Office	6,960,496	59%	59%
Hospital	2,192,186	19%	20%
Free-standing Ambulatory Surgical Facility	2,642,383	22%	21%
COSMETIC PATIENTS ETHNICITY			
Caucasian	9,006,670	76%	77%
Hispanic	1,011,071	9%	8%
African-American	847,782	7%	7%
Asian-American	767,806	7%	6%
Other	161,736	1%	2%

	MOST COMMONLY REQUESTED PROCEDURES FOR ETHNIC PATIENTS		
	African-American	Asian-American	Hispanic
SURGICAL	Nose-reshaping Liposuction Breast reduction	Nose-reshaping Breast augmentation Eyelid surgery	Breast augmentation Nose-reshaping Liposuction
MINIMALLY INVASIVE	Botox® Injectable fillers Chemical peel	Botox® Injectable fillers Chemical peel	Botox® Injectable fillers Chemical peel

2007 Body Contouring After Massive Weight Loss

	2007	% CHANGE 2007 vs. 2006	2006
Extended abdominoplasty / Lower body lift	19,500	2%	19,043
Thigh lift*	8,023	1%	7,920
Upper arm lift*	9,385	1%	9,274
Breast lift / reduction	30,039	1%	29,712
TOTAL BODY CONTOURING PROCEDURES AFTER MASSIVE WEIGHT LOSS	66,947	2%	65,949

All figures are projected.

*76% of total 2007 thigh and upper arm lifts were after massive weight loss.



2007 Reconstructive Surgery Procedures

Department of Public Relations 444 East Algonquin Road, Arlington Heights, IL 60005-4664 ■ Phone 847-228-9900 ■ Fax 847-228-7485
 Email media@plasticsurgery.org ■ Website www.plasticsurgery.org

Top five procedures in bold.

	2007	RECONSTRUCTIVE PROCEDURES COMBINED % OF TOTAL	% CHANGE 2007 vs. 2000	% CHANGE 2007 vs. 2006
RECONSTRUCTIVE PROCEDURES				
Dog bite repair ^A	31,089	0.6%	-28%	2%
Birth defect reconstruction	27,636	0.5%	-31%	-6%
Cleft lip and palette	18,859			
Breast implant removals (Reconstructive patients only)	14,502	0.3%	-14%	2%
Breast reconstruction	57,102	1%	-29%	2%
Breast reduction	106,179	2%	25%	2%
Burn care	31,156	0.6%	0%	-1%
Hand surgery	142,347	3%	-32%	-9%
Carpal tunnel	45,902			
Arthritis	5,731			
Trigger finger	19,571			
Laceration repair	286,124	6%	-20%	-9%
Maxillofacial surgery	80,331	2%	1%	0%
Microsurgery	28,985	0.6%	-10%	-5%
Scar revision	150,080	3%	-32%	-9%
Tumor removal	3,884,267	75%	-16%	-1%
Basal cell	1,379,589			
Squamous cell	637,558			
Melanoma	185,418			
Other reconstructive procedures	319,871	6%	-15%	-7%
TOTAL RECONSTRUCTIVE PROCEDURES	5,159,669	100%	-17%	-2%

	2007	% 2007	% 2006
RECONSTRUCTIVE PROCEDURES PERFORMED IN			
Office	2,167,061	42%	43%
Hospital	1,960,674	38%	37%
Free-standing Ambulatory Surgical Facility	1,031,934	20%	20%

All figures are projected.
^AIn 2000 figure included all animal bites.

2007 Reconstructive Breast Surgery

	TOTAL PATIENTS	13-19	20-29	30-39	40-54	55 AND OVER
RECONSTRUCTIVE PROCEDURES						
Breast reconstruction	57,102	364	1,525	7,034	29,047	19,132
Implant alone	9,074					
Tissue expander and implant	34,017					
TRAM flap	10,011					
DIEP flap	4,001					
Breast reduction	106,179	6,329	17,425	26,087	37,654	18,684
Breast implant removals (Reconstructive patients only)	14,502	128	1,030	2,811	6,599	3,935

2007 Cosmetic Surgery Trends

1992, 2006, 2007

Dept. of Public Relations 444 East Algonquin Road, Arlington Heights, IL 60005-4664 ■ Phone 847-228-9900 ■ Fax 847-228-7485
Email media@plasticsurgery.org ■ Website www.plasticsurgery.org

Top five procedures in bold.

	1992	2006	2007	% CHANGE 2007 vs. 1992	% CHANGE 2007 vs. 2006
COSMETIC SURGICAL PROCEDURES					
Breast augmentation (Augmentation mammoplasty)	32,607	315,516	332,880	921%	6%
Breast implant removals (Augmentation patients only)	18,297	27,351	26,811	47%	-2%
Breast lift (Mastopexy)	7,963	101,122	101,500	1175%	0%
Breast reduction in men (Gynecomastia)	4,997	17,269	18,511	270%	7%
Buttock implants	*	639	1,038	*	62%
Buttock lift	291	3,369	2,997	930%	-11%
Calf augmentation	*	503	328	*	-35%
Cheek implant (Malar augmentation)	1,741	2,989	2,704	55%	-10%
Chin augmentation (Mentoplasty)	4,115	7,377	7,520	83%	2%
Dermabrasion	13,457	13,990	16,036	19%	15%
Ear surgery (Otoplasty)	6,371	11,049	10,475	64%	-5%
Eyelid surgery (Blepharoplasty)	59,461	124,076	128,045	115%	3%
Facelift (Rhytidectomy)	40,077	66,026	75,137	87%	14%
Forehead lift	13,501	36,403	29,729	120%	-18%
Hair transplantation	1,955	2,285	1,806	-8%	-21%
Lip augmentation (other than injectable materials)	*	10,482	9,647	*	-8%
Liposuction	47,212	251,602	250,848	431%	0%
Lower body lift	*	9,613	7,975	*	-17%
Nose reshaping (Rhinoplasty)	50,175	54,871	50,889	1%	-7%
Pectoral implants	*	409	440	*	8%
Thigh lift	1,023	11,504	8,325	714%	-28%
Tummy tuck (Abdominoplasty)	16,810	140,060	142,138	746%	1%
Upper arm lift	434	14,161	13,315	2968%	-6%
TOTAL COSMETIC SURGICAL PROCEDURES	320,487	1,222,666	1,239,094	287%	1%
COSMETIC MINIMALLY-INVASIVE PROCEDURES					
Botox®**	*	1,359,709	1,756,048	*	29%
Cellulite treatment	*	30,560	31,479	*	3%
Chemical peel	19,049	131,000	130,358	584%	0%
Laser hair removal	*	222,722	212,616	*	-5%
Laser skin resurfacing	*	45,621	50,074	*	10%
Laser treatment of leg veins	*	25,290	26,893	*	6%
Microdermabrasion	*	208,697	220,619	*	6%
Sclerotherapy	*	39,303	34,716	*	-12%
Soft Tissue Fillers					
Calcium hydroxylapatite (Radiesse™)	*	32,870	51,381	*	56%
Collagen	41,623	38,275	19,259	-54%	-50%
Fat	7,865	34,998	32,489	313%	-7%
Hyaluronic acid					
(Hylaform®, Hylaform Plus®, Restylane®, Juvederm™)	*	253,138	317,095	*	25%
Polylactic acid (Sculptra™)	*	28,585	24,063	*	-16%
Polymethyl-methacrylate microspheres (Artefill®)	*	*	2,755	*	*
TOTAL COSMETIC MINIMALLY-INVASIVE PROCEDURES	68,537	2,450,768	2,909,845	4146%	19%
TOTAL COSMETIC PROCEDURES	389,024	3,673,434	4,148,939	966%	13%

All figures are projected.

* Data unavailable in prior year.

** Botox® numbers are of anatomic sites injected.

2007 Reconstructive Plastic Surgery Trends*1992, 2006, 2007*AMERICAN SOCIETY OF
PLASTIC SURGEONSDept. of Public Relations 444 East Algonquin Road, Arlington Heights, IL 60005-4664 ■ Phone 847-228-9900 ■ Fax 847-228-7485
Email media@plasticsurgery.org ■ Website www.plasticsurgery.org**Top five procedures in bold.**

	1992	2006	2007	% CHANGE 2007 vs. 1992	% CHANGE 2007 vs. 2006s
RECONSTRUCTIVE PROCEDURES					
Dog bite repair ^A	10,376	17,779	18,072	74%	2%
Birth defect reconstruction	33,501	22,711	21,376	-36%	-6%
Breast implant removals (Reconstructive patients only)	7,379	14,266	14,502	97%	2%
Breast reconstruction	29,607	56,176	57,102	93%	2%
Breast reduction	39,639	103,990	105,706	167%	2%
Burn care	17,552	19,764	19,606	12%	-1%
Hand surgery	138,233	148,957	136,086	-2%	-9%
Laceration repair	135,494	126,426	115,628	-15%	-9%
Maxillofacial surgery	22,095	18,721	17,851	-19%	-5%
Microsurgery	19,405	23,288	22,020	13%	-5%
Scar revision	52,647	59,674	54,382	3%	-9%
Tumor removal	502,567	659,405	631,960	26%	-4%
Other reconstructive procedures	116,737	158,913	148,581	27%	-7%
TOTAL RECONSTRUCTIVE PROCEDURES	1,125,232	1,430,070	1,362,872	21%	-5%

*All figures are projected.**^AIn 2000 figure included all animal bites.*



AMERICAN SOCIETY OF
PLASTIC SURGEONS

Established 1931

The Symbol of Excellence in Plastic Surgery®

Phone 847-228-9900 ■ **Fax** 847-228-7485

Email media@plasticsurgery.org ■ **Website** www.plasticsurgery.org